



Sunbeam School

Annapurna, Bhagwanpur, Lahartara, Suncity, Varuna-Varanasi & Associate Schools



Summer Cool Enjoyment Sheet (2017-18)

Class VI

Topic : Safety Rules

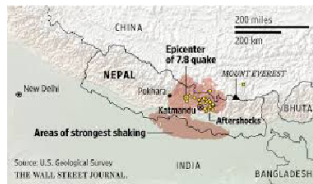
Name : Sec. : Date : T. Sign :

Safety is the engine and you are the key to start it

Dear Children,

It is finally summer holidays ! And now you have time to spend with your family and loved ones. As the warm weather approaches and thoughts turn to getting away for a few days, being safe while on summer vacation helps ensure that you and your loved ones only have good memories of your time away from home. A little care in walking, swimming, driving, cooking on stove and heaters etc. can avoid several mishaps and safeguard us from disasters. Let us brush up our knowledge on safety rules and convey the message of "SAFE AND SECURE" environment.

Nepal Earthquake



The April 2015 Nepal earthquake (also known as the Gorkha earthquake) killed over 8,000 people and injured more than 21,000. It occurred at 11:56 Nepal Standard Time on 25 April, with a magnitude of 7.8 M or 8.1M and its epicenter was east of Lamjung District, and its hypocenter was at a depth of approximately 8.2 km. It was the worst natural disaster to strike Nepal since the — 1934 Nepal Bihar earthquake

The earthquake triggered an avalanche on Mount Everest, killing 21, making April 25, 2015 the deadliest day on the mountain in history. The earthquake triggered another huge avalanche in the Langtang valley, where 250 people were reported missing.

Centuries-old buildings were destroyed at UNESCO World Heritage sites in the Kathmandu Valley including some at the Kathmandu Durbar Square, the Patan Durbar Square, the Bhaktapur Durbar Square, the Changu Narayan Temple and the Swayambhunath Stupa. Continued aftershocks occurred throughout Nepal at the intervals of 15–20 minutes, with one shock reaching a magnitude of 6.7 on 26 April.



A major aftershock occurred on 12 May 2015 at 12:50 NST with a moment magnitude. The epicenter was near the Chinese border between the capital of Kathmandu and Mt. Everest. More than 200 people were killed and more than 2,500 were injured by this aftershock. The earthquake was caused by a sudden thrust, or release of built-up stress, along the major fault line where the Indian Plate, carrying India, is slowly diving underneath the Eurasian Plate, carrying much of Europe and Asia.

My Activity 1

Write down 4 - 5 safety measures to be adopted during Earthquakes.

Road Safety

'Road Safety' refers to methods & measures for reducing the risk of a person using the road network, being killed or seriously injured. The users of a road include pedestrians, cyclists, motorcyclists & passengers of 'On Road' public transport, mainly buses. Best road safety strategies focus upon the prevention of serious injury and death crashes in spite of human fallibility.

Traffic Rules in India

Traffic rules & regulations are devised to assure the smooth flowing of motor vehicles on the road. Moreover, traffic rules & regulations are not only for the driver of the vehicles but at the same time those rules are meant for the pedestrians, cyclist & other road users. The transport department has been entrusted with the responsibility of providing a smooth public transportation system, controlling pollution, keeping a record of registration of vehicles, issuing permits & collection of taxes. The proper knowledge of rules can reduce the number of accident & thus can establish a healthy & organized traffic system in our country.

"Road safety is a Cheaper and Effective Insurance."

My Activity 2

Connect the correct sign with its meaning. Good Luck



Tourist Attraction

School Bus

Cycle Route Ahead

Pedestrian Crossing

Roundabout

Mandatory Speed Limit

Route Sign

Flammable Liquids

Hospital

No Through Road

Traffic lights not in use

Bend in Road



My Activity 3


WHMIS and Safety Exercise :

WHMIS : Stands for Work Place Hazardous Materials Information System. It is an information system in the form of special labels, symbols, and Material Safety Data Sheets (MSDS) for potentially dangerous chemicals used on a job.

Identify the following symbols. Write down one hazard each symbol represents.









Symbol	Stands for	Hazard




Live Safe Work Smart

Safety Gear Questionnaire


Look at the picture and answer the questions beside each picture

 <p>Name the safety gear _____</p> <p>Who would wear this ? _____</p> <p>What does the safety gear protect them from ? _____</p>	 <p>Name the safety gear _____</p> <p>Who would wear this ? _____</p> <p>What does the safety gear protect them from? _____</p>
 <p>Name the safety gear _____</p> <p>Who would wear this ? _____</p> <p>What does the safety gear protect them from ? _____</p>	 <p>Name the safety gear _____</p> <p>Who would wear this ? _____</p> <p>What does the safety gear protect them from? _____</p>
 <p>Name the safety gear _____</p> <p>Who would wear this ? _____</p> <p>What does the safety gear protect them from ? _____</p>	 <p>Name the safety gear _____</p> <p>Who would wear this ? _____</p> <p>What does the safety gear protect them from? _____</p>




General playground safety rules

Fill in the blanks with the correct option available in the box :



respectfully, fences, courteous, jewellery,
drawstring, equipment, directions, designated

1. Obey given by all playground supervisors.
2. Stay within playground boundaries and away from off - limit areas. Play games only in approved and areas.
3. Use school; do not bring toys and equipment from home.
4. Avoid wearing hanging which may get stuck.
5. Avoid wearing clothing with
6. Stay away from structures such as, trees or other things that are not intended as playground equipment.
7. Be and a good sport.
8. Speak to each other.



3

My Activity 6

A Case Study : AMRI Fire Tragedy — Kolkata



Another fire disaster, made worse on the account of having taken place in a hospital, occurred at the AMRI Hospital at Dhakuria in South Kolkata at 3 am on 9 December 2011. A short circuit in the basement of the building resulted in inflammable substances catching fire which spread through the hospital at a very rapid rate. The central AC system carried the smoke all through the building, causing asphyxiation and 95

people including members of the staff died as a result.

While the fire broke out at 3am, the fire tenders were called for only at 4 am and by the time they arrived it was 5 am.

Meanwhile, local youth succeeded in saving many lives. The rescue operation by the fire brigade was further hampered due to lack of a blueprint of the building plan. Six board members of

the hospital have been arrested on the charges of alleged culpable homicide. The license of the hospital was revoked after the incident.



Find out the causes responsible for this tragedy

1. _____
2. _____
3. _____

How to mitigate disaster caused by fire :

1. Keep the fire EX NG SH R in your house and learn how to use it.
2. Always switch off the G S CYLI E after use and before leaving home.
3. Match boxes should be kept away from the reach of C ILD N.
4. Don't keep IN AM ABLE liquids in the house.
5. Don't plug several D V CE into one socket.
6. Never leave EL T C L AP LI N S unattended.

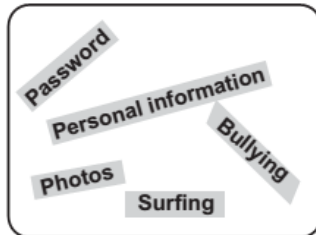
Cyber Safety Rules

- ☞ Use a strong password, combination of upper & lower case letters, symbols and numbers.
- ☞ Don't believe everything you read, make - sure you know it's coming from a reliable source.
- ☞ Don't give out any private information over the internet or through mobile phones about you, your family & friends.
- ☞ Don't post inappropriate or illegal content anywhere on the internet.
- ☞ Make sure your social networking profile is set to private.
- ☞ Only accept friend requests from people you actually know.
- ☞ Tell your friends to ask for your permission before uploading & / or tagging your photo on their social networking profiles.

My Activity 7

Make a proper match of the words of box A with the sentences given in box B

Box A



Box B

1. Tell your parents if you feel bullied or uncomfortable by anyone
2. Should be kept secret.
3. Do not share.
4. Should never be given out.
5. Visit areas that are appropriate


My Activity 8

Safety crossword puzzle

Down

3. Hazardous
5. What you do to your mouth when you sneeze or cough
7. What you do if you have a question
9. Someone who helps other people and works without pay
11. Someone who picks on someone else
13. _____ gear is what you wear to protect yourself from dangers
14. These protect your hands when you are working with food and chemicals

Fill in the crossword using the clues below.



Across

1. What you do to your hands if they are dirty
2. This should never be more than ten percent of your body weight
4. This will cause a dangerous shock when mixed with electricity
6. Things that should be followed in order to stay safe
8. What you wear when you swim and also protects your eyes when working
10. You can get _____ if you don't follow safety rules
12. These can make you sick and are transmitted by humans, pets and dirty needles

Live Safe! Work Smart!

MOBILE SAFETY

The best friend of almost everyone today is a personal mobile, but this friend needs to be handled carefully. Keep these tips handy and enjoy the company of your mobile.

1. Don't reply to any nasty messages you receive.
2. Don't reply to a text from someone you don't know.
3. Block numbers from people who are sending you nasty messages.
4. Don't give your mobile number to someone you don't know.
5. Don't send pictures to someone you don't know.
6. If the problem is serious you can report it to the police, Cyber mentors, or child line (1090).



10 Medication Safety Tips

1. Never take medication intended for someone else.
2. Never keep medication that are expired.
3. Never combine multiple medications in the same bottle.
4. Never change your medication dose or schedule without talking with your doctor.
5. Consult with a doctor or pharmacist if you have any questions.
6. Don't expect immediate results.
7. Don't stop taking your medication just because you feel better.
8. Keep all medication away from children.
9. Read medication labels carefully, with each dose
10. Use a 7-day medication organizer.

My Activity 9

Search Time

List the names of 5 children who were awarded 'Bravery Award' on 26th Jan' 17.

S. No.	Names	Awarded For
1.		
2.		
3.		
4.		
5.		

Explain any one such case (incident) for which the child was awarded.

"The best gift for your family is, you, Be safe."

Holiday Homework

I) English

1. English - Project - 1 : Pg. No. 59, My English Folder Course Book - 6.
2. Read the book 'Favorite stories Old and New for Reading for Pleasure. Reading for Pleasure exam will be held on 9th Aug. 17.

II) Hindi

1. अध्ययन के लिए अनुमोदित पुस्तकें पढ़िए।
 - मानसरोवर - भाग दो (प्रेमचंद)
 - मंशी प्रेमचंद की प्रसिद्ध कहानियाँ।

III) Maths

1. Logical reasoning assignment to be done in Learners Comate.

IV) Sanskrit

1. परियोजना निर्माण कार्यम् (पृ० सं० -३५ प्र० सं० १, २) संस्कृत उत्तर पस्तिका में करें।

V) Music

1. निम्नलिखित प्रसिद्ध कलाकारों के विषय में जानकारीयें एकत्र कर फाइल बनाएँ :
 भीमसेन जोशी जी (गायन), रविशंकर जी (सितार), हरिप्रसाद चौरसिया जी (बैसीरी)

VI) Craft

1. Pencil Stand - Pg. No. 75 of your "Tulika - Book of Art and Craft"

VII) EVS Project

1. Collect information and pictures of at least 10 world Heritage sites and compile it in a file, (Refer to Pg. No. 102 of your Precept).

VIII) Disaster Management

Prepare a project report on the given topic for Half Yearly. Make the project on the basis of guidelines mentioned below :

- i) Total length of the project report should be of 8 pages.
- ii) The project report should be handwritten and credit will be awarded to original drawings illustration and creative use of materials.
- iii) The project report should be presented in a neatly bound simple file.
- iv) The project report should be developed in this sequence.
 - a) Cover page showing project title, student information, school and year.
 - b) Index
 - c) Introduction
 - d) Chapter or topics with suitable headings
 - e) Conclusion
 - f) All the photographs sketches and diagrams should be labelled and related to the theme.

R. No.	Half Yearly
1 - 15	* Causes of flood
16 - 30	* Case study of Flood prone areas
31 onwards	* Flood safety Measures

FORMATIVE ASSESSMENT - I

(Refer the Precept, Pg. No. 8 & 9 for more information)

Subject	Specific Guidelines
English	Write a poem or rap on the making of any food product of your choice & present it in the class
Hindi	स्वस्थ रहने के लिए भोजन का क्या महत्व है ? इसे अपने शब्दों में गायन के माध्यम से प्रस्तुत करें।
Maths	Collect 5 different types of food packets. Note down their nutritional values and classify them into odd, even and decimal numbers in tabular form.
Science	The making of cake is a scientific experiment. Explain it based on the following points. * Ingredients used * Process of making * Scientific phenomena involved with reference to sorting, reaction, motion.
Social Science	Divide map of India as per major cereal cultivation areas/state wise like wheat, rice, maize etc. (stick the cereals as per state cultivation. Write 8 lines about the importance of cereals in our daily life.

General Instructions for the Interdisciplinary Project (F A) :

i) A single report file to be made for all the subjects.

ii) The first page of the report file will have the following descriptions :

Name :

Class / Sec. :

Roll No. :

Session :

Subject	Page No.	Marks to be filled by Teacher	Teacher's Signature
English			
Hindi			
Maths			
Science			
Social Sc.			

iii) The second page will have acknowledgement. Mention the list of web sites, books referred etc.

iv) Arrange the A4 size sheets of respective subjects in the order mentioned above.

(To be submitted to the class teacher)

The best completed Enjoyment Sheet submitted on time will be awarded a certificate of appreciation.

**(Summer Cool Enjoyment Sheet to be submitted to the class teacher
on 30th June 2017.)**
